

KEY PORTFOLIO ATTRIBUTES

ARGI's Core portfolio is designed to provide a diversified investment allocation through carefully selected ETFs. These positions seek to deliver globally diversified equity and fixed income exposure while minimizing fund expenses. Internal department research attempts to locate and utilize ETFs which track S&P, MSCI and FTSE indices. We also use tiered risk profiles and disciplined long-term focus to pursue maximum expected return for a defined level of risk.

The portfolio is managed utilizing broad-based indices in a passive manner, avoiding short term market timing. Investment changes may be made based on longer-term analyses by ARGI's Investment Committee (IC). It attempts to optimize asset class weightings to the efficient frontier by utilizing exchange-traded funds (ETFs).

PORTFOLIO FACTS

9/30/2019 AUM: \$52.2 Million

Underlying Expense Ratio Range: 0.05%

Reinvested Dividends

\$15,000 MINIMUM INVESTMENT

INVESTMENT APPROACH



Disciplined Investing

Portfolio Management attempts to closely track risk-based indices and optimize asset class weightings along the efficient frontier.



Efficiency

When possible, management emphasizes low trade costs and utilization of inexpensive and tax efficient investment vehicles.



Globally Diversified

The portfolio is diversified with globally based capital markets to attempt to optimize the portfolio's risk-return dynamics.



Rebalancing

Rebalancing occurs at least annually with Investment Committee's discretion on opportunistic rebalances.

RETURN DATA - Net of Highest Fee (1.65%)

	2019 Q3	YTD	1 YR	3 YR	5 YR	Since Inception	Inc. Date
Core ETF 6	-(0.34%)	15.17%	-(0.42%)	7.43%	5.16%	6.18%	7/2011
Core ETF 5	0.16%	13.56%	1.69%	7.11%	5.07%	5.98%	7/2011
Core ETF 4	0.42%	12.83%	2.67%	6.46%	4.74%	5.58%	7/2011
Core ETF 3	0.66%	12.07%	3.62%	5.79%	4.39%	5.16%	7/2011
Core ETF 2	1.04%	10.93%	5.00%	4.93%	4.10%	4.83%	7/2011
Core ETF 1	1.41%	9.77%	6.32%	3.79%	3.39%	3.92%	7/2011

Target Asset Breakdown by Profile



	1	2	3	4	5	6
US Equity	17.6%	26.5%	35.3%	41.2%	47.0%	59.8%
Int'l Equity	11.8%	17.7%	23.5%	27.4%	31.4%	39.2%
Fixed Income	70.6%	55.9%	41.2%	31.4%	21.6%	1.0%

*Target asset allocation is as of most recent quarter and may vary from above weightings intra-quarter due to IC discretion, market movement, or individual client circumstances.

Performance results are presented in U.S. dollars and could include reinvestment of dividends. Portfolio performance is calculated and derived from our internal proprietary systems. No current or prospective client should assume future performance of any specific investment strategy will be profitable or equal to past performance levels.

All investment strategies have the potential for profit or loss. Changes in investment strategies, contributions or withdrawals may cause the performance results of your portfolio to differ materially from the reported composite performance. Different types of investments involve varying degrees of risk, and there can be no assurance that any specific investment will either be suitable or profitable for a client's investment portfolio.

Diversification and asset allocation help you spread risk throughout your portfolio, so investments that do poorly may be balanced by others that do relatively better. Neither diversification nor asset allocation can ensure a profit or protect against a loss.

AIS portfolio risk categories range from a 6 to a 1 with a Profile 6 being most aggressive and risky and a Profile 1 being the most conservative and risk averse. It is AIS' intention to manage portfolios to risk just as much as return while taking clients' risk objectives and goals into consideration.

Economic factors, market conditions, and investment strategies will affect the performance of any portfolio and there are no assurances that it will match or outperform any particular benchmark. ARGI Investment Services (AIS) is registered as an investment advisor with the United States

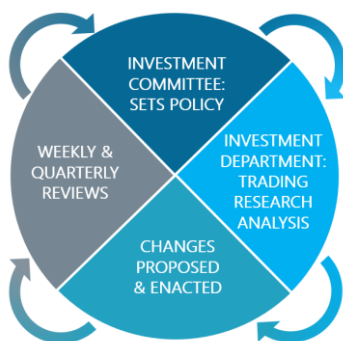
Securities Exchange Commission. SEC registration does not constitute an endorsement of the firm by the Commission nor does it indicate that the advisor has attained a particular level of skill or ability. The Core ETF Portfolio is managed by AIS are currently executed through separately managed accounts (SMAs). These SMA accounts allow for client specific customization as needed. This document is neither a solicitation nor an offer to sell any securities.

An investor should consider their Model Portfolio's investment objectives, risks, charges and expenses carefully before investing or sending money. This and other important information about the AIS Managed Portfolios can be found in the firms' ADV. If you would like additional information on any of AIS' Managed Investment Strategies contact Jan Peebles, Chief Compliance Officer or Dan Cupkovic, Director of Investments at 502-753-0609. Some clients of AIS experience different performance results than the model portfolio due to unique situations including cash distribution requirements, unique non-model holdings, and additional situations particular to an individual client.




The "Model Portfolios" listed above represent a fictional account which AIS attempts to manage in a manner similar to that of a tax-exempt client fund with no particular need for special portfolio considerations. AIS' management fees are described in Part 2A of AIS's Form ADV. An investment in any AIS model portfolio is not insured or guaranteed by the Federal Deposit Insurance Corporation or any other government agency. The weightings shown on first page depict current target allocations. Individual allocations may vary.

Advisory services offered through ARGI Investment Services, LLC, a Registered Investment Adviser.

ARGI's Investment Process



REGISTERED INVESTMENT ADVISOR

-  Headquarters in Louisville, KY
Locations in: Bowling Green, KY; Elizabethtown, KY; Lexington, KY; Paducah, KY; Cincinnati, OH; Indianapolis, IN; Grand Rapids, MI
-  866.568.9719
-  WWW.ARGI.NET