

Dividend Select

FACTSHEET | 2019 | Q1



\$100,000 MINIMUM INVESTMENT

INVESTMENT APPROACH

The Dividend Select portfolio seeks to outperform the S&P 500 over normal market cycles on a total return basis through exposure to higher yielding dividend stocks and the potential of capital appreciation.

The portfolio consists of 30 equally-weighted S&P 500 stocks that offer potentially higher than average dividend yields while using quantitative metrics to attempt to increase the quality of dividend payments. Dividend-paying companies are often more stable due to their consistent return of capital to shareholders.

PORTFOLIO FACTS

3/31/2019 AUM: \$21.5 Million

3/31/2019 Dividend Yield: 4.28%**

Underlying Expense Ratios 0%

Must be held in a separate account

KEY PORTFOLIO ATTRIBUTES



Importance of Dividends

Since 1871, reinvested dividends account for about 49% of total return from the S&P 500, making dividends a key source of total capital appreciation.*



Disciplined Investing

Quantitative rules mitigate emotional decisions from influencing long-term returns.



Portfolio Concentration

Strategy designed to potentially reduce company-specific risk while maintaining the ability to realize non-market driven returns.



Annual Rebalancing

Rebalancing and reallocation occurs annually to potentially allow for long-term capital gains while systematically buying low and selling high.



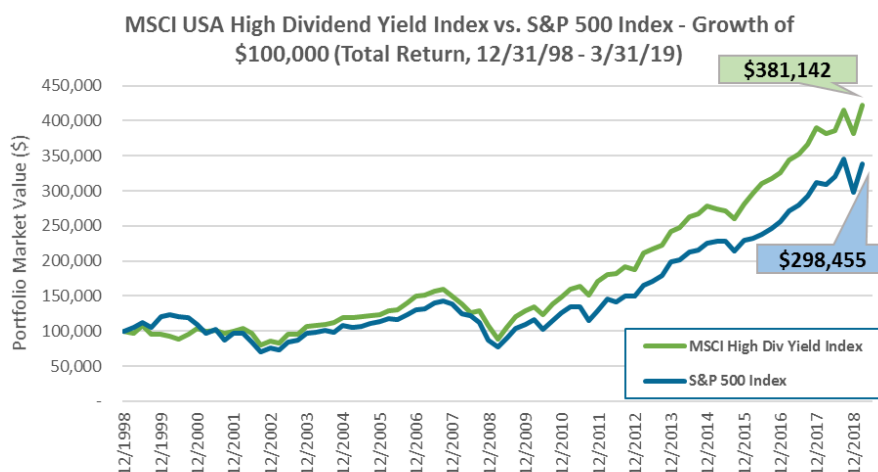
Regular Attention

Regular analysis and research on the strategy ensures portfolio adheres to model rules.

RETURN DATA (%) – Net of Highest Fee (2.05%)

Strategy	2019 Q1	YTD	1 YR	3 YR	5 YR	Since Incept.	Inception
Dividend Select	11.73%	11.73%	12.07%	10.28%	8.09%	11.36%	1/1/2013

Growth of \$100,000 – MSCI High Dividend Yield Index versus S&P 500



Data over period	MSCI USA High Dividend Yield Index	S&P 500 Index
Total Return	322%	239%
Annualized Return	7.4%	6.2%
Standard Deviation	14.0%	15.9%

The chart illustrates investing in the MSCI USA High Dividend Yield index compared to the total returns of the S&P 500 index. The MSCI USA High Dividend Yield Index invests in stocks that exhibit high dividend income and quality that are sustainable and persistent. The Dividend Select portfolio invests in 30 high dividend yield stocks in the S&P 500 index and attempts to achieve similar results over market cycles.

Source: Bloomberg; MSCI Fact Sheet

Top 10 Dividend Select Holdings

Rank	Ticker	Name	Weight	Rank	Ticker	Name	Weight
1	XRX	Xerox Corp	4.69%	6	STX	Seagate Technology PLC	4.06%
2	HBI	Hanesbrands Inc	4.63%	7	IBM	International Business Machines Corp	3.76%
3	CAG	Conagra Brands Inc	4.33%	8	SO	Southern Co	3.75%
4	GIS	General Mills Inc	4.15%	9	ETR	Entergy Corp	3.72%
5	WDC	Western Digital Corp	4.07%	10	VLO	Valero Energy Corp	3.68%

***Holdings as of last quarter end**

Performance results are presented in U.S. dollars and include reinvestment of dividends. Portfolio performance is calculated and derived from our internal proprietary systems and return figures are shown net of management fees and internal expenses. No current or prospective client should assume future performance of any specific investment strategy will be profitable or equal to past performance levels. ARGI Investment Services began offering portfolio on 1/1/2013.

All investment strategies have the potential for profit or loss. Changes in investment strategies, contributions or withdrawals may cause the performance results of your portfolio to differ materially from the reported composite performance. Different types of investments involve varying degrees of risk, and there can be no assurance that any specific investment will either be suitable or profitable for a client's investment portfolio.

Economic factors, market conditions, and investment strategies will affect the performance of any portfolio and there are no assurances that it will match or outperform any particular benchmark. ARGI Investment Services (AIS) is registered as an investment advisor with the United States

Securities Exchange Commission. SEC registration does not constitute an endorsement of the firm by the Commission nor does it indicate that the advisor has attained a particular level of skill or ability. These SMA accounts allow for client specific customization as needed. This document is neither a solicitation nor an offer to sell any securities.

An investor should consider their Model Portfolio's investment objectives, risks, charges and expenses carefully before investing or sending money. This and other important information about the AIS Managed Portfolios can be found in the firms' ADV. If you would like additional information on any of AIS' Managed Investment Strategies contact Jan Peebles, Chief Compliance Officer or Dan Cupkovic, Manager of Investment Services at 502-753-0609. Some clients of AIS experience different performance results than the model portfolio due to unique situations including cash distribution requirements, unique non-model holdings, and additional situations particular to an individual client.

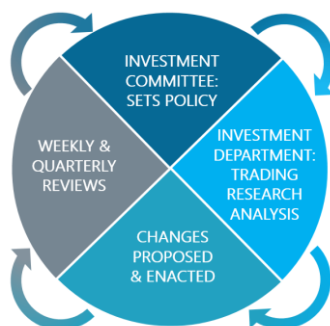
The "Model Portfolios" listed above represent a fictional account which AIS attempts to manage in a manner similar to that of a tax-exempt client fund with no particular need for special portfolio considerations. AIS' management fees are described in Part 2A of AIS's Form ADV. An investment in any AIS model portfolio is not insured or guaranteed by the Federal Deposit Insurance Corporation or any other government agency. Advisory services offered through ARGI Investment Services, LLC, a Registered Investment Adviser.

*Source of dividend reinvested percentages is from "S&P 500 Return Calculator" <http://dqydj.net/sp-500-return-calculator/>.




The chart listed used data extracted from Bloomberg and MSCI Fact Sheet. It is not intended to be used to make investment decisions.

**Source: Morningstar

ARGI's Investment Process



REGISTERED INVESTMENT ADVISOR

-  Headquarters in Louisville, KY
Locations in: Bowling Green, KY; Elizabethtown, KY; Lexington, KY; Paducah, KY; Cincinnati, OH; Indianapolis, IN; Grand Rapids, MI
-  866.568.9719
-  WWW.ARGI.NET